





























































carpet & stair edgings

It is crucial that when floorcoverings and stair edgings are installed on a staircase, a visual contrast is provided to define the step edge to aid access for all groups of building users and reduce the risk of trips and falls on the staircase.

Guidelines from Project Rainbow and Approved Document M from The Building Regulations 2000 state that there should be at least 30 points difference between the light reflectance value (LRV) of the floorcovering and the stair edging to ensure a suitable visual contrast is provided.

To help specify a suitable combination to meet these guidelines, colours of Gradus carpets have been paired with Gradus stair edging insert colours, which offer the required minimum 30 point difference.

predator

	 canvas 53.27		 linen 38.59		 canvas 53.27
	 clay 47.97		 clay 47.97		 snowdrift 83.77
	 sky 52.63		 sky 52.63		 sky 52.63
barracuda 9.84		fox 7.20		hawk 12.73	
	 glacier 42.09		 duckegg 47.72		 canvas 53.27
	 canvas 53.27		 clay 47.97		 snowdrift 83.77
	 clay 47.97		 sky 52.63		 clay 47.97
hyena 9.64		mantis 9.50		merlin 16.00	
	 sky 52.63		 glacier 42.09		 linen 38.59
	 canvas 53.27		 clay 47.97		 glacier 42.09
	 duckegg 47.72		 sky 52.63		 sky 52.63
orca 6.06		panther 5.28		piranha 5.11	
	 canvas 53.27		 sky 52.63		 jade 53.98
	 sky 52.63		 duckegg 47.72		 duckegg 47.72
	 jade 53.98		 jade 53.98		 sky 52.63
puma 8.07		python 8.17		rattlesnake 10.27	
	 glacier 42.09		 clay 47.97		 canvas 53.27
	 canvas 53.27		 duckegg 47.72		 sky 52.63
	 snowdrift 83.77		 sky 52.63		 jade 53.98
raven 5.33		scorpion 9.26		shark 10.09	

Note: the stair edging insert colours shown offer the most suitable contrast in terms of LRV and appearance. Other stair edging insert colours may also be suitable - contact Gradus customer support for further details on 01625 428922.


[predator colours continued next page](#)

How LRVs are measured


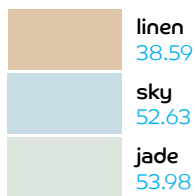
These values have been determined with reference to the CIE Tristimulus Y_{10} , Illuminant D65 and the 10° colorimetric observer, in accordance with BS8493:2008. The Y co-ordinate represents lightness and extends from 0 (black) to 100 (white) and has been used as a measure of light reflectance values (LRVs).

Please note: Due to the limitations of the printing process, colours within this leaflet should not be relied upon for colour matching. An accurate colour match can only be achieved by requesting the relevant product sample(s) from Gradus Customer Support on 01625 428922.


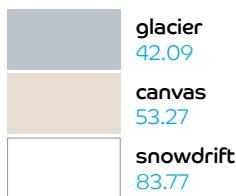
predator continued



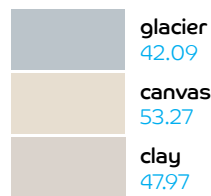
stingray
2.55



tarantula
2.31



vulture
9.63



Note: the stair edging insert colours shown offer the most suitable contrast in terms of LRV and appearance.
Other stair edging insert colours may also be suitable - contact Gradus customer support for further details on 01625 428922.

How LRVs are measured

These values have been determined with reference to the CIE Tristimulus Y_{10} , Illuminant D65 and the 10° colorimetric observer, in accordance with BS8493:2008. The Y co-ordinate represents lightness and extends from 0 (black) to 100 (white) and has been used as a measure of light reflectance values (LRVs).

Please note: Due to the limitations of the printing process, colours within this leaflet should not be relied upon for colour matching. An accurate colour match can only be achieved by requesting the relevant product sample(s) from Gradus Customer Support on 01625 428922.

what the colour & contrast guidelines mean for Gradus stair edgings & floorcoverings:

stair edgings

Gradus is the market leader in contract flooring accessories and offers the widest choice of product solutions for stairs and floors. Gradus stair edgings help to reduce accidents on stairs by offering increased slip-resistance in both interior and exterior environments. The range of stair edging colours from Gradus allows specifiers and users to achieve colour contrast to the surrounding floorcovering, ensuring the provision of an inclusive environment for all building users.

BS8300:2009+A1:2010 'Each step nosing should incorporate a permanently contrasting continuous material for the full width of the stair on both the tread and the riser to help blind and partially sighted people appreciate the extent of the stair and identify individual treads. The material should be 50mm to 65mm on the tread and 30mm to 55mm on the riser, and should contrast visually with the remainder of the tread and riser.'

ADM 2004: 'All nosings are made apparent by means of a permanently contrasting material 55mm wide on both the tread and the riser.'

Colour, Contrast & Perception (Project Rainbow): 'The nosing of every flight of stairs should be adequately colour or luminance contrasted with the remainder of the step and the floor coverings adjacent to the top and bottom of the flight.'

carpet (broadloom, tile & impervious) and vinyl tiles

Unrivalled in the healthcare and education sectors, Gradus offers an extensive range of premium quality broadloom and impervious backed carpets, specifically designed for these demanding markets. Over 22 collections are available in a broad spectrum of colourways, carefully selected to aid inclusive design.

More recently, a contemporary range of carpet design tiles has been introduced, providing designers with unlimited creativity and installation options, making them ideal for commercial, retail and hospitality environments.

Gradus also offers a versatile range of loose lay vinyl tiles, offering ease of installation, a luxury finish and a high recycled content. There are a number of colour and contrast design guidelines to assist with specifying a suitable floorcovering in order to achieve an inclusive environment in line with The Equality Act 2010:

BS8300:2009+A1:2010 'Floor patterning that could be mistaken for steps, e.g. stripes, should not be used for floors in corridors.'
'Deep pile carpet should not be used on stair treads.'

'Differences in LRV should be used to assess the degree of visual contrast between surfaces such as floors, walls, doors and ceilings and between key fittings/fixtures and surrounding surfaces. The LRV of a wall should be 30 points different from that of the ceiling and of the floor.'

'Large, repeating patterns that incorporate bold contrasting colours or simulate steps should not be used for any floor surface.'

ADM 2004: 'In order to help people with visual impairment to appreciate the size of a space they have entered, or to find their way around, there should be a visual contrast between the wall and ceiling, and between the wall and floor. Such attention to surface finishes should be coupled with good natural light and artificial lighting design.'

'Floor surface finishes with patterns that could be mistaken for steps or changes in level are avoided.'

Colour, Contrast & Perception (Project Rainbow): 'In general, some critical surfaces may be covered in a subtle pattern or striped finish, but highly contrasting colours in irregular, busy or geometric patterns are very unhelpful and should be avoided. If a pattern is used on a critical surface it is the colour that occupies the largest proportion of the area which is the most important.'

Permission to reproduce extracts from BS8300:2009+A1:2010 is granted by BSI. British Standards can be obtained in PDF or hard copy formats from the BSI online shop: www.bsigroup.com/Shop or by contacting BSI Customer Services for hardcopies only: Tel: +44 (0)20 8996 9001, Email: cservices@bsigroup.com.

GRADUS
contract interior solutions

Gradus Ltd Park Green Macclesfield Cheshire SK11 7LZ England UK Tel: 01625 428922 Fax: 01625 433949